

## ANSWER SHEET FOR UK ENGLISH ASSESSMENT FIRST TERM

### \*Marking guideline for Speaking and Reading:

The number of stars given to a student is based on their proficiency in reading and the way they answer the questions. Two stars is given if a student is able to read and answer in complete sentences. One star is given if a student is able to give single or fragmented answers.

### UK ENGLISH

#### (STARTERS)

#### **VERSION A**

##### **Part 1: Listening**

Listen and circle the correct word.

Each answer 4 marks

4m x 5 = 20m

1. hen
2. juice
3. cow
4. apple
5. fish

##### **Part 2: Speaking**

What can Carrie do in the field?

Where can Martin hide?

Each answer 5 marks

Each answer 5 marks

1. Chew grass

1. Under the chair

2. Drink water

2. In the hole

3. Rest

3. Behind the cupboard

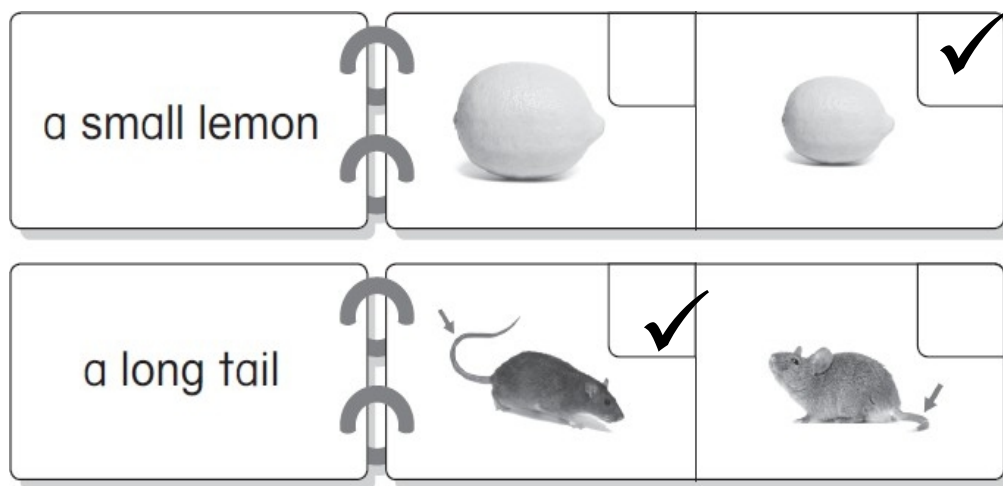
### \*Marking guideline for Speaking and Reading:

The number of stars given to a student is based on their proficiency in reading and the way they answer the questions. Two stars is given if a student is able to read and answer in complete sentences. One star is given if a student is able to give single or fragmented answers.

### Part 3: Reading






A. Look, read and tick (✓) the correct picture.

Each answer 10 marks  
10m x 2 = 20m



B. Read the words.

Each answer 3 marks  
3m x 5 = 15m

Word	☆	☆☆
 fish		
 girl		
 jug		
 duck		
 apple		

### Part 4: Writing

Trace to complete the words.

Each answer 3 marks  
3m x 5 = 15m

1. lemon
2. kite
3. insect
4. mouse
5. bee

## **UK ENGLISH (STARTER)**

### **VERSION B**

#### **Part 1: Listening**

Listen and tick (✓) to the correct pictures and (✗) to the wrong one.

Each answer 4 marks  
4m x 5 = 20m

1. Is this a bird? (✗)
2. Is this a duck? (✓)
3. Is this a horse? (✗)
4. Is this a cow? (✓)
5. Is this a mouse? (✓)

#### **Part 2: Speaking**

Listen to the audio track and answer the questions.

#### **Answer**

Each answer 6 marks  
6m x 5 = 30m

Is Benny a bird?	Yes, Benny is a bird.
What can Duffy do?	Duffy can swim.
What can the hen do?	The hen can lay eggs.
How many eggs are there?	There are two eggs.
What is Thomas doing?	Thomas is playing kite.

#### **\*Marking guideline for Speaking and Reading:**

The number of stars given to a student is based on their proficiency in reading and the way they answer the questions. Two stars is given if a student is able to read and answer in complete sentences. One star is given if a student is able to give single or fragmented answers.

### Part 3: Reading


A. Read the letters and sound.

Each answer 2 marks  
2m x 5 = 10m

Letter	Sound	☆	☆☆
Cc	/ c /		
Ll	/ l /		
Hh	/ h /		
Mm	/ m /		
Jj	/ j /		

B. Trace and read the word.

Each answer 4 marks  
4m x 5 = 20m



### Part 4: Writing

Write the missing letter and match to the correct picture.

Each answer 4 marks  
4m x 5 = 20m

1. **a**pple
2. **g**irl
3. **h**orse
4. **i**nsect
5. **m**ouse

## UK ENGLISH (LEVEL 1)

### VERSION A

#### **Part 1: Listening**

Listen and circle the correct word.

Each answer 4 marks

4m x 5 = 20m


1. nest
2. tree
3. mop
4. lips
5. zip

#### **Part 2: Speaking**

Each answer 6 marks

6m x 5 = 30m

Look at the picture and answer the questions.



1. What can you see?

**Answer: I can see Bob, jug, juice, clock, ox, drinking, water, orange, glass, tomato. \*Anything can be seen in the picture considered as answer.**

2. Is it morning now?

**Answer: No, it is afternoon now.**

3. What is Bob doing?

**Answer: Bob is drinking water/ juice.**

4. Is that ox outside?

**Answer: Yes, that is ox outside.**

5. Is that a tomato and an orange on the table?

**Answer: Yes, that is a tomato and an orange on the table.**






#### **\*Marking guideline for Speaking and Reading:**

The number of stars given to a student is based on their proficiency in reading and the way they answer the questions. Two stars is given if a student is able to read and answer in complete sentences. One star is given if a student is able to give single or fragmented answers.

### Part 3: Reading

A. Read the word.

Each answer 2 marks  
2m x 5 = 10m

Word	☆	☆☆
 living room		
 dining room		
 bedroom		
 watermelon		
 grandmother		

B. Read the letters and sounds.

Each answer 4 marks  
4m x 5 = 20m

Letter	Sound	☆	☆☆
Aa	/ a /		
Dd	/ d /		
Gg	/ g /		
Ww	/ w /		
Uu	/ u /		

### Part 4: Writing

Circle the correct word.

Each answer 4 marks  
4m x 5 = 20m

1. balloon
2. fan
3. cat
4. jelly
5. bag

## UK ENGLISH (LEVEL 1)

### **VERSION B**

<b>Part 1: Listening</b> Listen and write the correct number in the circle. (Audio)	Number	Each answer 4 marks 4m x 5= 20m
rocket	(1)	
rag	(1)	
whistle	(2)	
vase	(1)	
queen	(2)	

<b>Part 2: Speaking</b> Listen to the audio track and answer the questions.	Answer	Each answer 6 marks 6m x 5= 30m
What is this?	This is a pencil.	
What is this?	This is a milk.	
What is that?	That is a nest.	
What is this?	This is a door.	
What is that?	That is a bed.	

### **Marking guideline for Speaking and Reading:**

The number of stars given to a student is based on their proficiency in reading and the way they answer the questions. Two stars is given if a student is able to read and answer in complete sentences. One star is given if a student is able to give single or fragmented answers.

### **Part 3: Reading**


A. Read the letter and the word.

Each answer 2 marks  
2m x 5 = 10m

Word	Sound	☆	☆☆
fox	f / o / x		
yam	y / a / m		
rag	r / a / g		
quick	qu / i / ck		
quail	qu / ai / l		

B. Tick (✓) and read the correct answer.

Each answer 4 marks  
4m x 5 = 20m



#### Part 4: Writing

Look at the picture and fill in the missing letter.

Each answer 4 marks  
4m x 5 = 20m

1. **p**en
2. **c**andle
3. **b**alloon
4. **u**mbrella
5. **w**atermelon



## UK ENGLISH (LEVEL 2)

### VERSION A

#### **Part 1: Listening**

Listen and circle the correct picture.

Each answer 4 marks

4m x 5 = 20m

1. Daddy is drinking coffee.
2. The book is in the bag.
3. This is my bedroom.
4. Sue likes to draw animal.
5. This is a playground.

#### **Part 2: Speaking**

Listen to the audio track and answer the questions.

**Answer**

Each answer 4 marks

4m x 5 = 20m

- |                                   |                    |
|-----------------------------------|--------------------|
| 1. How many cheeks does Bob have? | Bob has two cheeks |
| 2. How many eyes does Bob have?   | Bob has two eyes   |
| 3. What does grandpa have?        | He has a whistle   |
| 4. What can Bob see?              | Bob can see a book |
| 5. What is he doing?              | He is dancing      |

#### **\*Marking guideline for Speaking and Reading:**


The number of stars given to a student is based on their proficiency in reading and the way they answer the questions. Two stars is given if a student is able to read and answer in complete sentences. One star is given if a student is able to give single or fragmented answers.

#### **Part 3: Reading**

A. Read the phonics and word.

Each answer 3 marks

3m x 5 = 15m

	☆	☆☆
/ ɔ / / y / cry		
/ t / / oy / toy		
/ l / / ea / / f / leaf		
/ r / / ai / / n / rain		
/ k / / i / / ing / king		

B. Look at the picture and read the sentences.

Each answer 5 marks

5m x 3 = 15m



▶ The king wears a ring.	<input type="checkbox"/>	<input type="checkbox"/>
▶ He sings to his bird.	<input type="checkbox"/>	<input type="checkbox"/>
▶ The bird flaps his wings.	<input type="checkbox"/>	<input type="checkbox"/>

#### Part 4: Writing

Each answer 2 marks

A. Fill in the correct sound.

2m x 5 = 10m

1. ring
2. goat
3. school
4. bird
5. coin

B. Look at the pictures. Circle the correct words and write the correct answer.

Each answer 4 marks

4m x 5 = 20m

1. ship
2. whale
3. sky
4. pool
5. cheek

**UK ENGLISH (LEVEL 2)**

**VERSION B**

Part 1

Listen and tick (✓) to the correct picture.

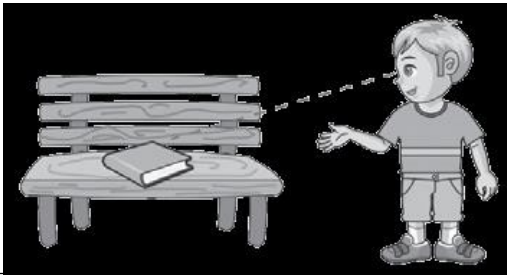
Each answer 5 marks  
5m x 4= 20m

1.



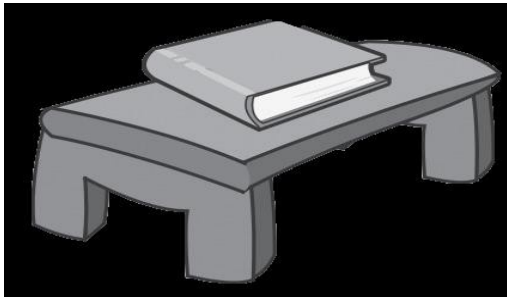
This is the playground

2.



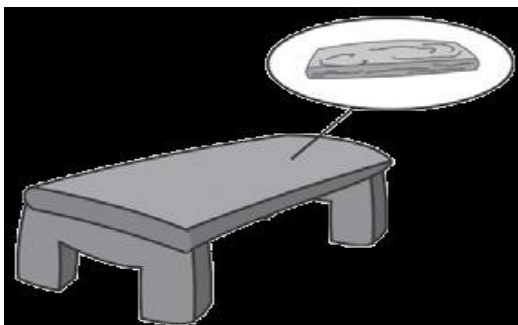
I can see a book

3.



The book is on the wooden  
bench

4.



It's made of wood

Part 2: Speaking Listen to the audio track and answer the questions.	Answer	Each answer 4 marks 4m x 5=20m
1. Where is the computer?	The computer is <b>on</b> the table	
2. Where is the cat?	The cat is <b>under</b> the table	
3. Where is the eraser?	The eraser is <b>in</b> the pencil case	
4. Where is the robot?	The robot is <b>in front of</b> the box	
5. Where is Bob sitting?	Bob is sitting <b>between</b> his grandmother and grandfather	

### Marking guideline for Speaking and Reading:

The number of stars given to a student is based on their proficiency in reading and the way they answer the questions. Two stars is given if a student is able to read and answer in complete sentences. One star is given if a student is able to give single or fragmented answers.

### Part 3: Reading

A. Read the phonics and word.

Each answer 3 marks


3m x 5 = 15m

	☆	☆☆
/ sh / / elf / <b>shelf</b>		
/ sh / / oes / <b>shoes</b>		
/ c / / oi / / n / / c / / oin / <b>coin</b>		
/ sch / / oo / / l / / sch / / ool / <b>school</b>		
/ th / / ir / / sty / / th / / irsty / <b>thirsty</b>		

B. Read all the sentences.

Each answer 5 marks

5m x 3 = 15m



	☆	☆☆
Sue likes to draw animals.		
Sue draws a dog with paws.		
She draws a cat with claws.		

**Part 4: Writing**

A. Choose and write the correct answer.

Each answer 2 marks  
2m x 5= 10m

1. rainbow
2. pencil
3. seashell
4. shoulder
5. grandmother

B. Rearrange the sentences.

Each answer 4 marks  
4m x 5= 20m

1. Shirley is in a shop
2. Bob has two cheeks
3. The King wears a ring
4. Jade and Kate are late for school
5. She draws a cat with claws